

Year: XIX

ISSUE: 186

Volume: 236

Nepal Telecommunications Authority

Telecommunication Indicators

Ashadh, 2081 (June 15– July 15, 2024)

P.O. Box No. 9754
Jamal, Kathmandu, Nepal
Phone No.: +977-1-5355474
Fax No.: +977-1-5355250
E-mail: ntra@nta.gov.np, info@nta.gov.np
Website: www.nta.gov.np

Published on
Ashadh, 2081

Table of Contents

| | |
|---|----|
| 1. Voice Telephony | 3 |
| 1.1 Subscription of Voice Telephony Service..... | 3 |
| 1.2 Service wise Market Proportion of Voice Service (Based on Subscription) | 4 |
| 1.3 Operator-wise Market Proportion of Voice Service (Based on Sim Subscription) | 5 |
| 1.4 Population Penetration (%) of Voice Service (Based on Subscription)..... | 6 |
| 2. Internet Service | 7 |
| 2.1 Subscription of Broadband Internet Service | 7 |
| 2.2 Market Proportion of Data Service (Technology-wise)..... | 8 |
| 2.3 Market Proportion of Mobile Broadband Service (Based on Sim Subscription)..... | 9 |
| 2.4 Population Penetration of Broadband Service (Based on Subscription)..... | 10 |
| 2.5 List of Top Twenty Internet Service Providers (Based on Number of subscriber- Fixed Broadband)..... | 11 |
| 2.6 Market proportion of Fixed Broadband service (Operator-wise)..... | 12 |
| 2.7 Technology used in Broadband Service..... | 13 |

1. Voice Telephony

1.1 Subscription of Voice Telephony Service

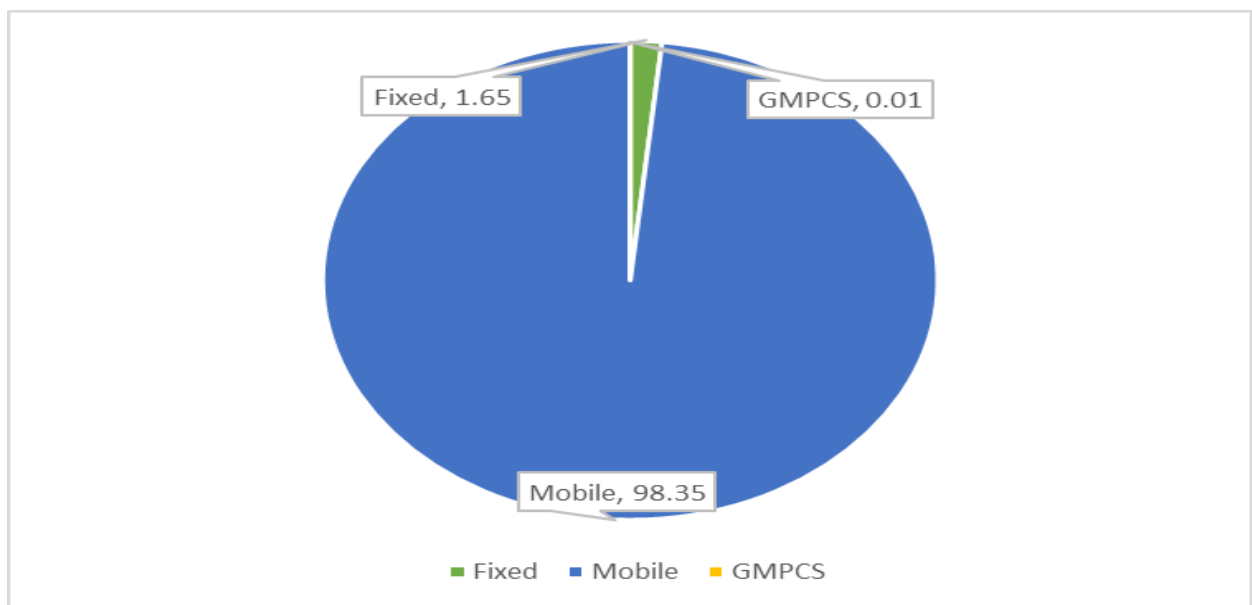
| Operator | Service | Technology | Total | |
|--------------------------------|---------|------------|------------|-------------------|
| Nepal Doorsanchar Company Ltd. | Fixed | PSTN | 230468 | 596,478 |
| | | FTTH Voice | 366010 | |
| | | VSAT | 0 | |
| | | WLL# | | |
| Ncell Axiata Ltd. | Mobile | CDMA | | 35627380 |
| | | GSM/IMT | 22424029 | |
| | | GSM/IMT | 13,203,351 | |
| Others | GMPCS | GMPCS | 2986 | 2,986 |
| Total | | | | 36,226,844 |

Population Projection (2011-2031): 2,91,64,578 (Source: cbs.gov.np)

CDMA/ WLL service phased out by Nepal Telecom from Shrawan, 2080.

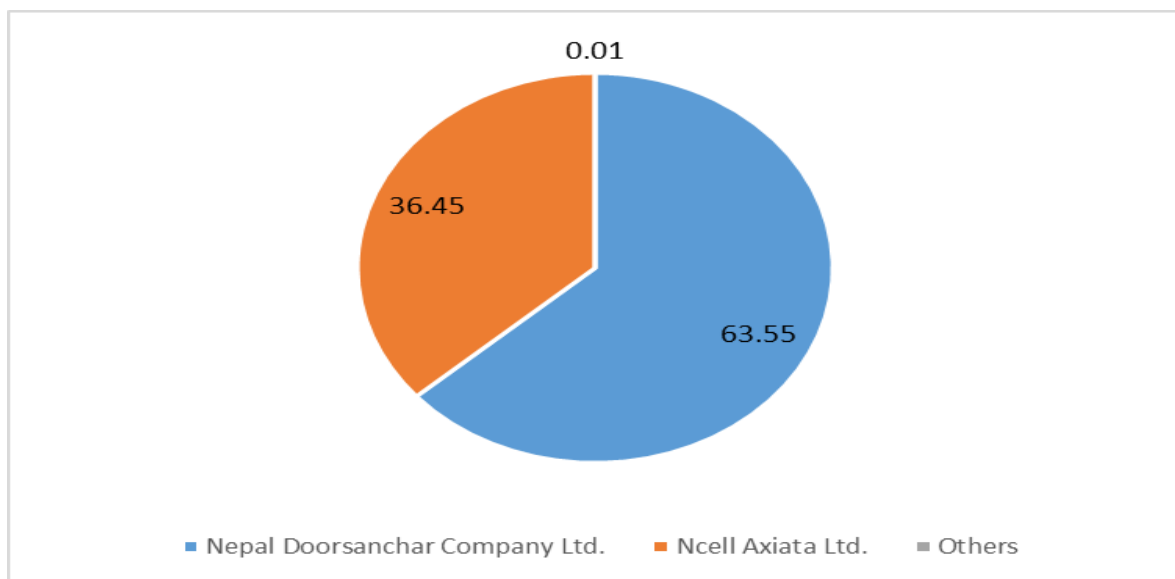
1.2 Service wise Market Proportion of Voice Service (Based on Subscription)

| Voice Telephony Service | Number of Subscriber | Market Proportion (%) |
|-------------------------|----------------------|-----------------------|
| Fixed | 596478 | 1.65 |
| Mobile | 35627380 | 98.35 |
| GMPCS | 2986 | 0.01 |
| Total | 36226844 | 100.00 |



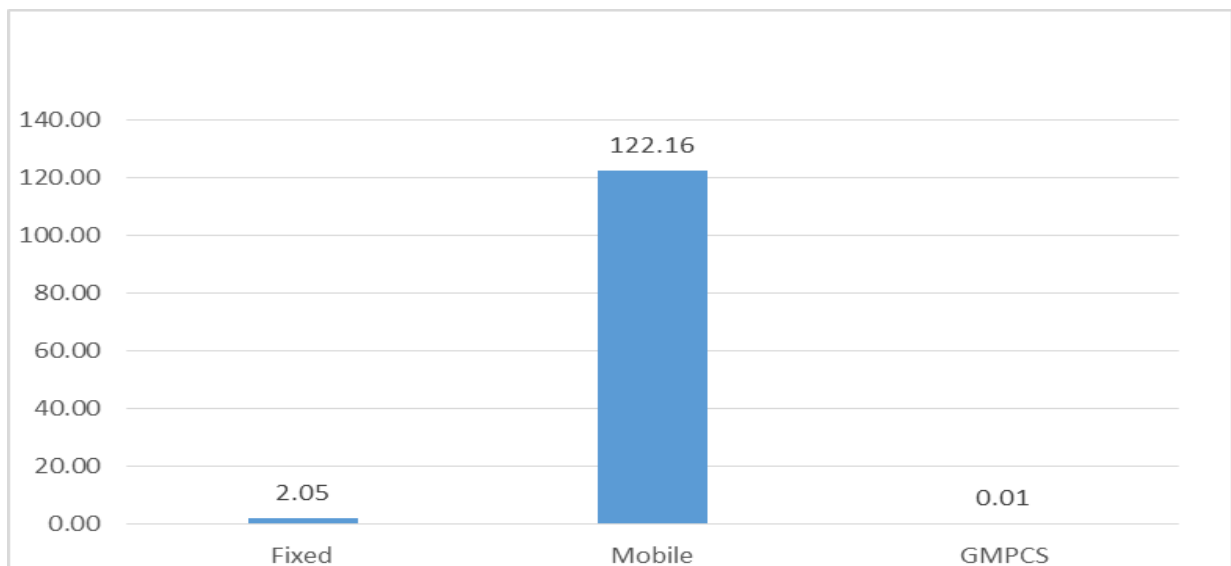
1.3 Operator-wise Market Proportion of Voice Service (Based on Sim Subscription)

| Operator | Number of Subscriber | Market Proportion (%) |
|--------------------------------|----------------------|-----------------------|
| Nepal Doorsanchar Company Ltd. | 23020507 | 63.55 |
| Ncell Axiata Ltd. | 13203351 | 36.45 |
| Others | 2986 | 0.01 |
| Total | 36226844 | 100.00 |



1.4 Population Penetration (%) of Voice Service (Based on Subscription)

| Voice Telephony Service | Number of Subscriber | Population Penetration (%) |
|-------------------------|----------------------|----------------------------|
| Fixed | 596478 | 2.05 |
| Mobile | 35627380 | 122.16 |
| GMPCS | 2986 | 0.01 |
| Total | 36226844 | 124.22 |



2. Internet Service

2.1 Subscription of Broadband Internet Service

| Services | | Users | | | Total |
|----------------------------|----------------|--------------------------------|-------------------|-----------|------------|
| | | Nepal Doorsanchar Company Ltd. | Ncell Axiata Ltd. | ISPs | |
| Fixed Broadband (Wired) | ADSL/ Cable | 5,227 | - | 616 | 5,843 |
| | FTTH | 308,318 | - | 2,496,610 | 2,804,928 |
| Fixed Broadband (Wireless) | Radio (WIFI) | - | - | 6,738 | 6,738 |
| Mobile Broadband | 2G | 1,458,986 | 1,836,566 | - | 1,458,986 |
| | 3G | 5,683,106 | | | 7,519,672 |
| | 4G | 15,281,937 | 6,950,479 | - | 22,232,416 |
| | EVDO | | | | - |
| Total | | 22,737,574 | 8,787,045 | 2,503,964 | 34,028,583 |

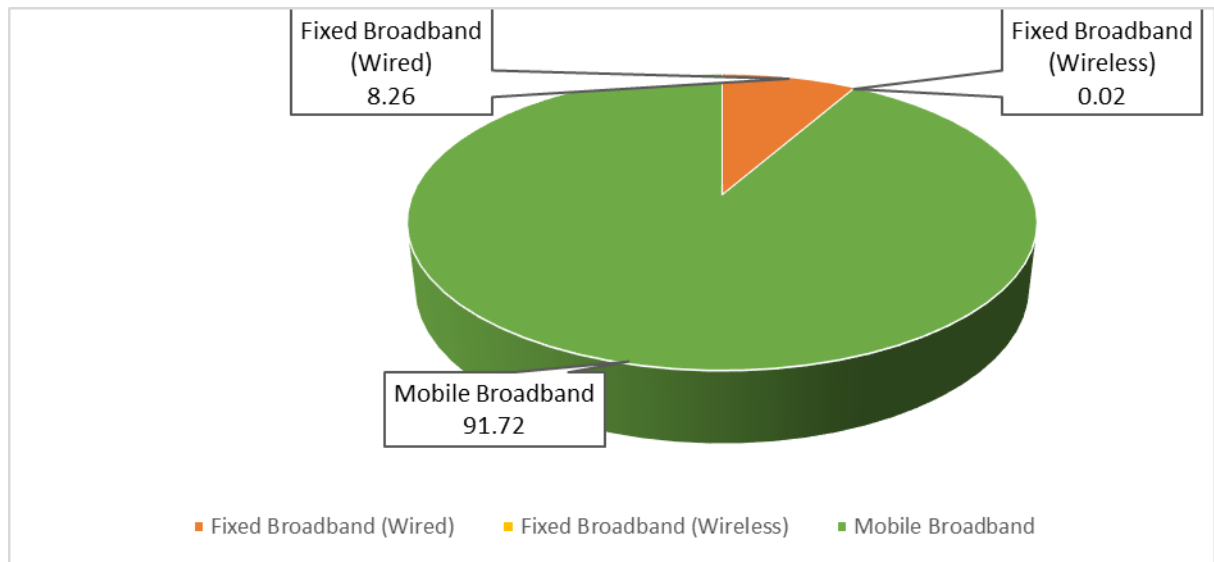
Note: Data/Internet Service through GPRS Service is excluded in Broadband subscription.

1 Connection equal to 4.37 subscribers for fixed broadband (Source: cbs.gov.np)

EVDO service phased out by Nepal Telecom from Shrawan, 2080.

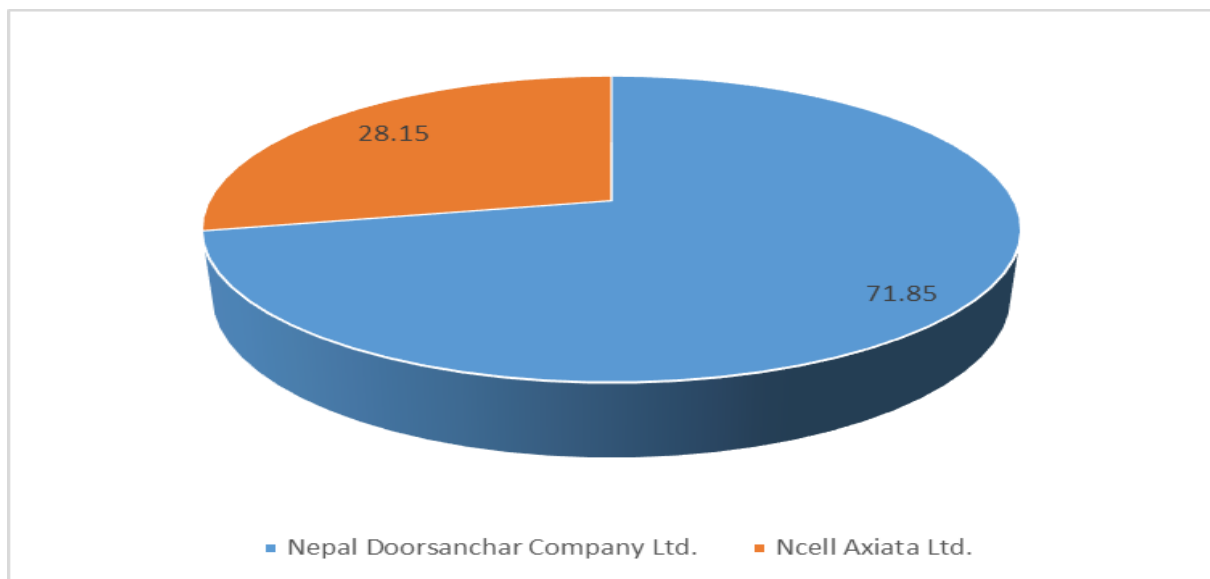
2.2 Market Proportion of Data Service (Technology-wise)

| Broadband Services | Number of Subscription | Market Proportion (%) |
|--------------------------------|------------------------|-----------------------|
| Fixed Broadband (Wired) | 2810771 | 8.26 |
| Fixed Broadband (Wireless) | 6738 | 0.02 |
| Mobile Broadband | 31211074 | 91.72 |
| Total Broadband Service | 34028583 | 100.00 |



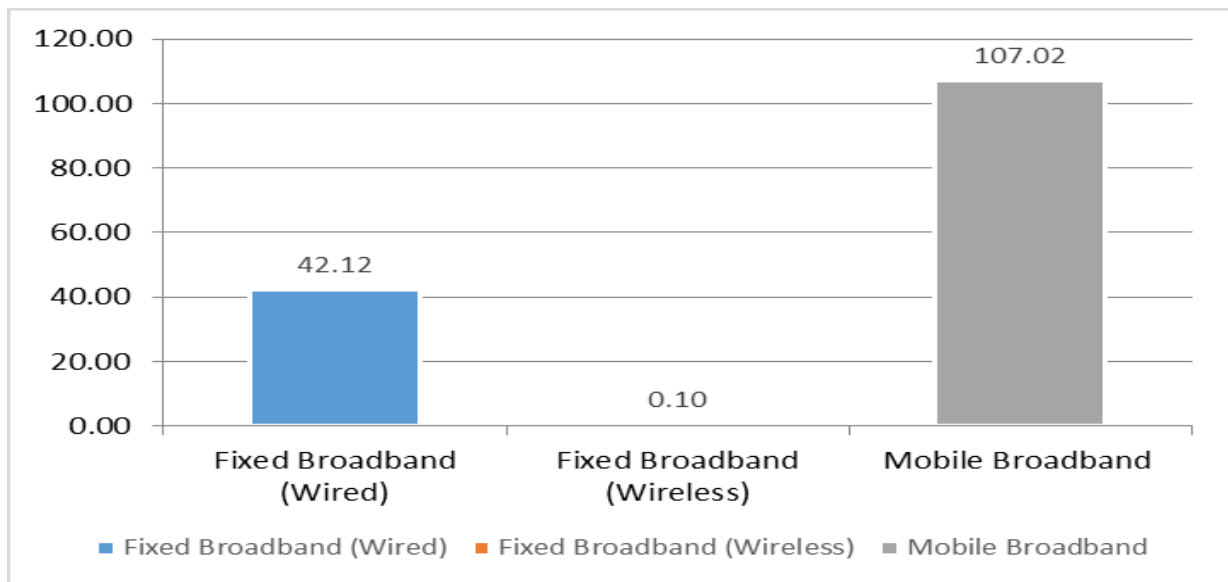
2.3 Market Proportion of Mobile Broadband Service (Based on Sim Subscription)

| Operator | Number of Subscription | Market Proportion (%) |
|--------------------------------|------------------------|-----------------------|
| Nepal Doorsanchar Company Ltd. | 22424029 | 71.85 |
| Ncell Axiata Ltd. | 8,787,045 | 28.15 |
| Total | 31211074 | 100.00 |



2.4 Population Penetration of Broadband Service (Based on Subscription)

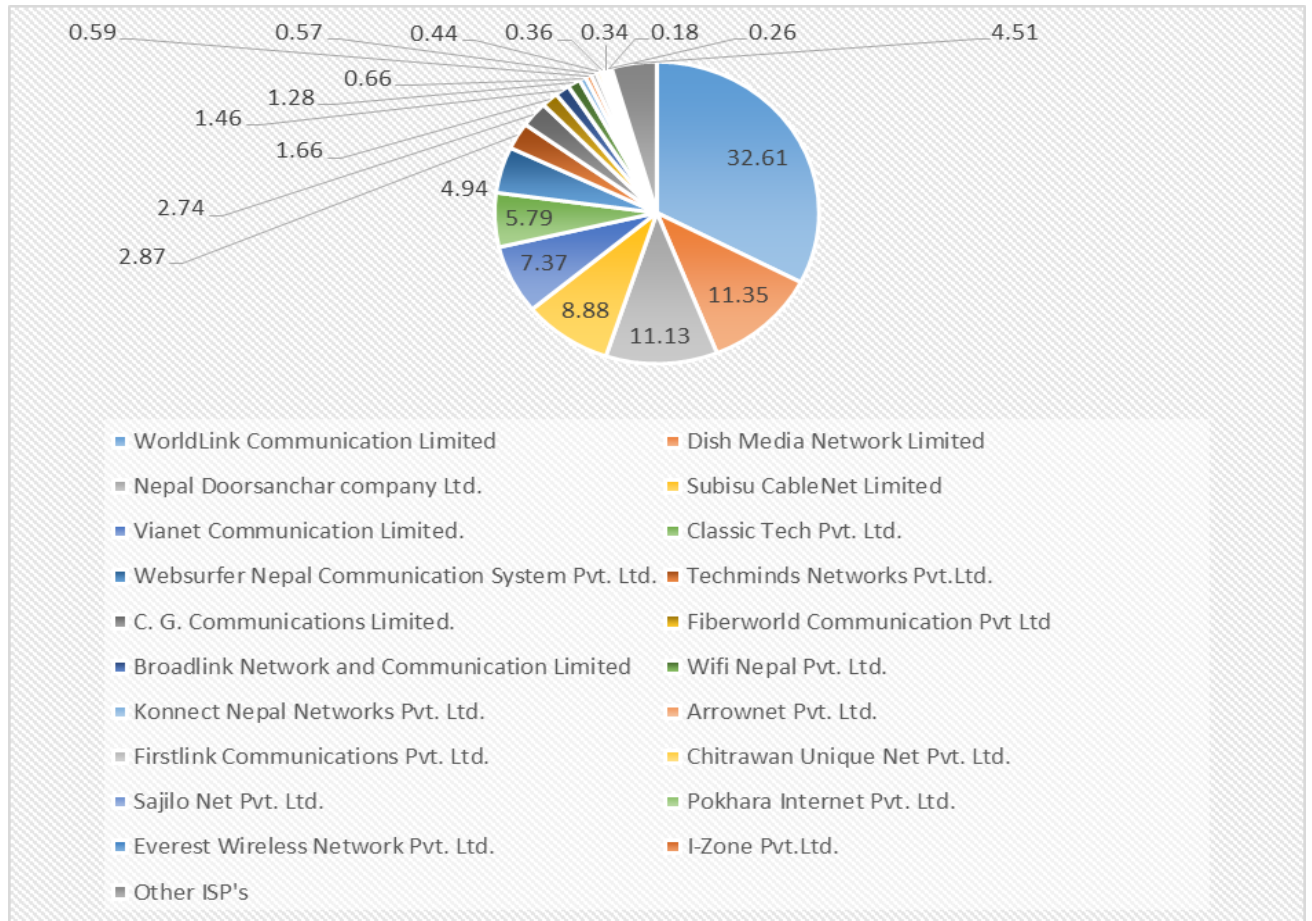
| Broadband Services | Number of Subscription | No.of Population | Population Penetration(%) |
|----------------------------|------------------------|------------------|---------------------------|
| Fixed Broadband (Wired) | 2810771 | 12283069 | 42.12 |
| Fixed Broadband (Wireless) | 6738 | 29445 | 0.10 |
| Mobile Broadband | 31211074 | 31211074 | 107.02 |
| | 34028583 | 43523588 | 149.23 |



2.5 List of Top Twenty Internet Service Providers (Based on Number of subscriber-Fixed Broadband)

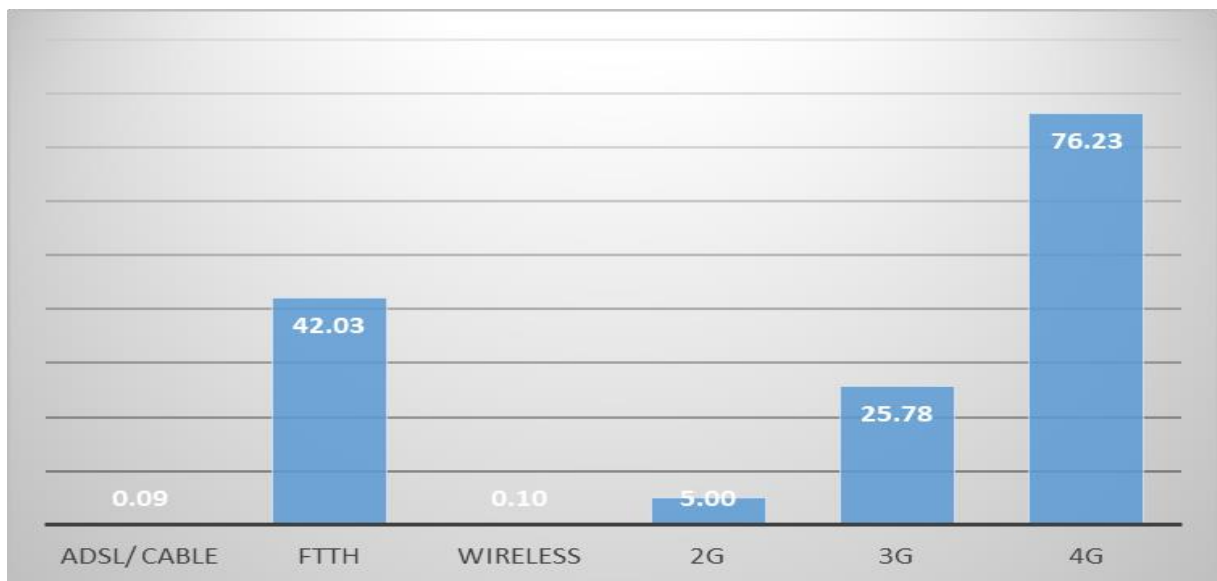
| S.no. | Operator | Fiber | ADSL/ Cable | Wireless | Total | Market Share (in %) |
|--------------|--|---------|----------------|----------|---------|---------------------|
| 1 | WorldLink Communication Limited | 918205 | 516 | 12 | 918733 | 32.61 |
| 2 | Dish Media Network Limited | 319696 | 0 | 0 | 319696 | 11.35 |
| 3 | Nepal Doorsanchar company Ltd. | 308318 | 5227 | 0 | 313545 | 11.13 |
| 4 | Subisu CableNet Limited | 250313 | 0 | 0 | 250313 | 8.88 |
| 5 | Vianet Communication Limited. | 207767 | 0 | 0 | 207767 | 7.37 |
| 6 | Classic Tech Pvt. Ltd. | 162457 | 0 | 703 | 163160 | 5.79 |
| 7 | Websurfer Nepal Communication System Pvt. Ltd. | 137245 | 0 | 1873 | 139118 | 4.94 |
| 8 | Techminds Networks Pvt.Ltd. | 80650 | 0 | 254 | 80904 | 2.87 |
| 9 | C. G. Communications Limited. | 77102 | 0 | 0 | 77102 | 2.74 |
| 10 | Fiberworld Communication Pvt Ltd | 46700 | 100 | 50 | 46850 | 1.66 |
| 11 | Broadlink Network and Communication Limited | 41079 | 0 | 133 | 41212 | 1.46 |
| 12 | Wifi Nepal Pvt. Ltd. | 36202 | 0 | 0 | 36202 | 1.28 |
| 13 | Konnect Nepal Networks Pvt. Ltd. | 18635 | 0 | 0 | 18635 | 0.66 |
| 14 | Arrownet Pvt. Ltd. | 16593 | 0 | 65 | 16658 | 0.59 |
| 15 | Firstlink Communications Pvt. Ltd. | 15997 | 0 | 0 | 15997 | 0.57 |
| 16 | Chitrawan Unique Net Pvt. Ltd. | 12389 | 0 | 0 | 12389 | 0.44 |
| 17 | Sajilo Net Pvt. Ltd. | 10213 | 0 | 0 | 10213 | 0.36 |
| 18 | Pokhara Internet Pvt. Ltd. | 9520 | 0 | 179 | 9699 | 0.34 |
| 19 | Everest Wireless Network Pvt. Ltd. | 5733 | 0 | 1503 | 7236 | 0.26 |
| 20 | I-Zone Pvt.Ltd. | 4970 | 0 | 0 | 4970 | 0.18 |
| 21 | Other ISP's | 125144 | 0 | 1966 | 127110 | 4.51 |
| Total | | 2804928 | 5843 | 6738 | 2817509 | 100.00 |

2.6 Market proportion of Fixed Broadband service (Operator-wise)



2.7 Technology used in Broadband Service

| Technology | Number of user | Population Penetration Proportion (%) |
|-------------|-----------------|---------------------------------------|
| ADSL/ Cable | 25534 | 0.09 |
| FTTH | 12257535 | 42.03 |
| Wireless | 29445 | 0.10 |
| 2G | 1458986 | 5.00 |
| 3G | 7519672 | 25.78 |
| 4G | 22232416 | 76.23 |
| Total | 43523588 | 149.23 |



Contact:

Nepal Telecommunications Authority

Jamal, Kathmandu

Phone No.: +977-1-5355474

Fax No.: +977-1-5355250

E-mail: info@nta.gov.np, ntra@nta.gov.np